

Sensor Telehandler

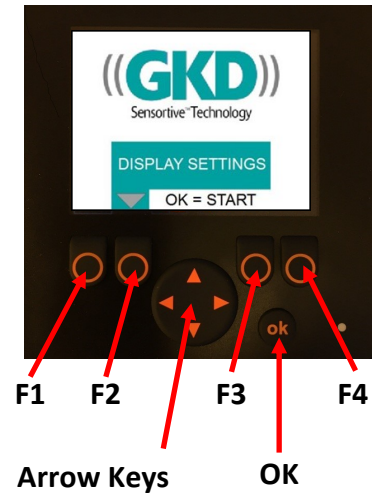
Quick Start Guide



Sensor Telehandler monitors the position of the front end equipment (Tele Boom and Forks) to allow the safe use of the machine while under obstacles.

This quick start guide takes you through setting Height limits as well as the operational mode of the system.

When the system powers up, and displays the GKD logo, press the **OK** button to enter the operational mode.



Key Switch Positions

Operational

Turn the key switch to the straight position.

This puts the system into the Operational Mode. While in this mode, Height Limits are active.




Travel Mode

Turn the key switch to the left position to enable Travel Mode.

While in Travel Mode, Boom controls are locked, but travel is allowed (depending on optional Travel Inhibit valve).

Service Menu or Calibration Mode


Turn the key switch to the right position to access Override, Set Limits and Service Area. From this menu, Height limits can be set and/or adjusted. Also, the system can be overridden if required. The Service Area is passcode protected.



Operational Mode

This screen will appear when in Operational Mode.

When the height limit is reached, the external audible sounder is switched on to warn the operator and the relevant valve cut off to disable any further upwards movement. Any movements down or away from the limit will be allowed.



Setting a Height Limit by capturing the machine position

Turn the Key Switch to the **Set Limits position** and select the **Set Limits** option.
Select **Height Limit**.



Raise and/or extend the boom to the required limit position and press **OK** button to set.
Press **F4** key button to delete the existing limit and set the limit again.



Setting a Height Limit by manually entering the height

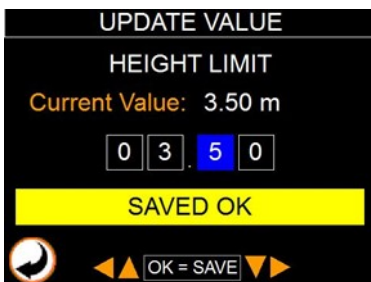
Turn the Key Switch to the **Set Limits position** and select the **Set Height Limit** option.



Press **Manual** to enter the height limit, in meters.
The Set limit value screen will appear as below.
Use the arrow keys to enter the required height.



Confirm the required value in meters by pressing **OK** button.



Press **Back** button, the following screen will appear.



GKD Technologies contact details:

+44 (0) 1202 971971
service@gkdtec.com

GKD Technologies reserve the right to change these instructions in line
with the policy of continuous improvement.